



Southport State High

Welcome to Compass

A guide for parents and families



Our school uses
Compass as our
Parent Portal

What does Compass do for me?

Using Compass allows you to access up-to-date and meaningful information about our school and your child's progress. Compass includes many different features, including the ability to:

- Monitor your child's attendance, and enter an explanation for absence or lateness
- Communicate with your child's teachers, and update your family contact details
- View your child's timetable and the school calendar
- Download and view your child's progress and semester reports
- Book parent-teacher conferences

Our school will advise parents when each of these features becomes available for parent use.

Accessing Compass

Compass is a web-based system that is accessible on any modern web browser (Internet Explorer, Firefox, Chrome, Safari) or by using the Compass iOS or Android apps. Search for 'Compass School Manager' in the store.

Every family receives a separate login to Compass, which will be provided to you by Southport State High School.

To access the parent portal, go to our school website and click the Compass link on the homepage
<https://southportshs-qlld.compass.education/>

Alternatively, if you are having trouble finding the Compass link you can go to <http://schools.compass.edu.au> where you can search for and find our school's direct URL.



Logging in to Compass

To log in you will require your unique family username and password. These details will be provided to you by Southport State High School.

Upon first login, you will be required to change your password and confirm your email address and mobile phone number. These details may be used by our school for SMS, password recovery and email communication throughout the year.

If you have lost your details or forgotten your password, you can recover your details by clicking the 'Can't access your account?' link on the front page.

Please note: This booklet provides an overview of key features within Compass, our school may not have yet enabled all of these modules at this time.

The Compass home screen

The home screen provides you with relevant alerts and news, as well as quick access to your child's profile.

School Calendar

View details of upcoming events, your child's timetable and other relevant school-wide activities.

Your children

Provides you with a quick summary of available options and highlights a summary of upcoming and overdue tasks.

To access more information click on the relevant quick link or select Profile to access detailed information about your child.

The screenshot shows the Compass home screen for a parent of Harry Potter. The header is dark blue with navigation icons (home, calendar, pencil, grid, people) and the user name 'Mr Sirius BLACK' with a settings gear. The main content area is white and features a 'Welcome to the Hogwarts P-12 Portal' message. Below this is a section for 'Harry POTTER' with a profile picture and several quick links: 'Profile (Attendance, Schedule, Reports)', 'Send email to Harry's teachers', 'Add Attendance Note/Approval (Approved Absence/Late)', 'View Academic Reports', and 'Book Parent Teacher Interviews'. A list of tasks shows '1 overdue learning task' and '1 learning task due in the next week'. On the right, there is a 'Compass' logo, a 'My News' section with three items: 'Course Confirmation/School Payments', 'Event Consent/Payment Required', and 'Attendance: Attendance Note/Approval Required'. At the bottom right, there is a 'Winners!' section with a congratulatory message for the Quidditch Team and two small images of students.

Main Menu

Allows you to access other Compass and school resources. The tools icon allows you to update your contact details and change your password.

Alerts

Custom notifications for items that require your action or attention. These may include excursion notifications, ordering options for school photos, absence notifications, surveys, student report availability and more.

News

Recent school news items and information relevant to you. This may include newsletters, details of upcoming events and much more.

Student Profile

Everything for your child, in one place.

The student profile can be accessed by clicking on your child's name from the home screen.

The student profile dashboard provides you with an overview of today's classes and activities, the ability to email your child's teachers, and a summary of teacher observations (Student Chronicle).

For more detailed information, including attendance, surveys and academic reports, navigate through the tabs at the top of the profile.

The screenshot shows a web interface for a student profile. At the top, there is a navigation bar with icons for home, search, and user profile, and the name 'Mr Sirius BLACK'. The main heading is 'Student: Harry POTTER, 12A, Year 12'. Below this are several tabs: Dashboard, Schedule, Learning Tasks, Attendance, Reports, Analytics, Asses, and Insights. The 'Dashboard' tab is active, showing a student profile card with a photo, details (Male, 17 years, 5 months, DOB 01/01/2000), group (GRYFFINDOR, 12A, Year 12), student ID (SP00026, HARRY), and email (SP00026@compuss.edu.au). Below the profile card is a 'Schedule' section for 'Wednesday, 21 June 2017' with a grid of classes: 8am, 9am (8:50: 10GADA - 21 - LMA), 10am (8:51: 10GADA - 21 - LMA), 11am (11:00: 3 - PVE03A - 18 - DUN), 12pm (12:13: 4 - PVE03A - 18 - DUN), 1pm, and 2pm (1:58: 8 - 12PFB - 25 - GER and 1:58: TAP1BUILDING - JULF). To the right is the 'Student Chronicle' section, which displays a list of entries with filters for 'Date Filter: This Year' and 'All Categories'. Three entries are visible: 'Confiscation' (Recorded by Severus Snape - DUN, 0, Item Type: Mobile Phone, Confiscation, Recorded May 31 at 02:30pm, Occurred May 31 at 02:28pm), 'General Attitude/Behaviour Observation' (Recorded by Minerva McGonagall - LMA, 0, Overview: Harry and Ron were involved in a broomstick altercation... Attitude/Behaviour, Recorded May 12 at 11:53am, Occurred May 12 at 11:50am), and 'Recognition of a job well done' (Recorded by Sirius Black - SEN, 0, Overview: Harry was very helpful in class today... Positive Points, Recorded Mar 1 at 02:35pm, Occurred Feb 28 at 11:00am).

Attendance: Summary

Using Compass you can view up-to-the-second attendance information for your child.

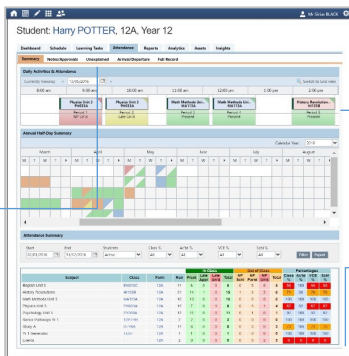
To view your child's attendance, click on the Profile link on the home page and click the Attendance tab.

Notes/Approvals

This sub-tab provides a comprehensive list of attendance explanations for your child. From this tab you can also add absence notes (both past and future).

Unexplained

This sub-tab provides a list of all unexplained absences and lates from class. From this tab you can click to approve specific absences.



Daily Snapshot

Provides a quick snapshot of today's classes and your child's attendance marking.

Attendance Summary

Includes a summary of attendance in each class. For full details about a specific absence, click the appropriate number in the grid. For an explanation of a heading item, hover your mouse over the heading of interest.

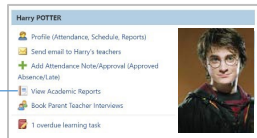
When students are marked 'Not Present' in class this can sit in one of three different categories. These include:

- NP SchI - Not present in class and is explained by a school related activity.
- NP Parnt - Not present in class and is explained by a parent note.
- NP Unap - Not present in class with no explanation entered.

Viewing Academic Reports

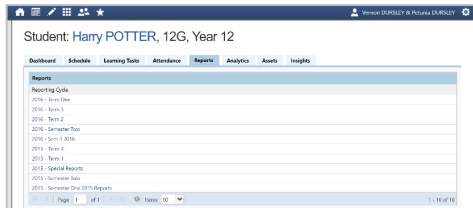
1

From the home screen, click on the 'View Academic Reports' item or navigate to the student profile and click the 'Reports' tab.



2

A list of Academic Reports will be displayed. Click the Report title to download the PDF to your device.



Parent-Teacher Conferences

Using Compass you can book your parent-teacher conferences online.

1

On the home screen, beside the student you wish to make bookings for, click 'Book Parent Teacher Interviews'.

2

A list of parent-teacher interview cycles will be displayed along with their booking status. Click "My Bookings" on the relevant cycle.

3

Your booking sheet will be displayed and will show all available booking times. Click on a time in the grid to display teachers available for booking at that time, and then click the teacher's name to make your booking.

Note: You can view a teacher's availability by clicking on the teacher's name on the right side of the booking page.



Harry POTTER

- Profile (Attendance, Schedule, Reports)
- Send email to Harry's teachers
- Add Attendance Note/Approval (Approved Absence/Late)
- View Academic Reports
- Book Parent Teacher Interviews
- 1 overdue learning task



Conferences

Conference Cycles

Cycle Name	My Bookings
Term 2 2017 - Parent Teacher Interviews First Slot: Monday, June 12 2017 - 11:00 AM, Last Slot: Wednesday, June 23 2017 - 03:50 PM	My Bookings
Term 3 - Training Example First Slot: Thursday, June 22 2017 - 04:00 PM, Last Slot: Friday, June 23 2017 - 12:30 PM	My Bookings



Term 2 2017 - Parent Teacher Interviews

Monday, June 12

11:00 AM	11:05 AM	11:20 AM
11:00 AM AV	11:05 AM 2 Interviews booked AV	11:20 AM Mirena MCCONAGALL AV Teacher for MCOLLON - Rural...
11:30 AM Compass (2017) Admin AV Teacher for 7875JUNJUNJUN...	11:40 AM AV	11:55 AM Daniel Houghton AV Teacher for WALLON - Pictu...
12:00 PM Not available for booking PM Bookings cannot be made.	12:05 PM Not available for booking PM Bookings cannot be made.	12:20 PM Not available for booking PM Bookings cannot be made.
12:30 PM Not available for booking PM Bookings cannot be made.	12:40 PM Not available for booking PM Bookings cannot be made.	12:55 PM Not available for booking PM Bookings cannot be made.
01:00 PM	01:10 PM Mirena MCCONAGALL PM Teacher for COLONIA - Urban...	01:20 PM

Teachers

- Aurea SINISTRA 127PH - Adminsra Year 12
- Caroline WILSON
- Robyn HODGE DALCA - Adminsra Year 9
- Interview WILSON
- Mirena MCCONAGALL 127PH - Interviews Year 12
- POU LANE 1223 AM

Privacy and Security

When you use Compass you will notice a padlock appears in your browser. This is because Compass uses a technology called SSL (Secure Sockets Layer). This means that your Compass session is encrypted and secure. Further, Compass adheres to PCI DSS compliance obligations to ensure any credit card details are managed safely, consistent with industry credit card regulations.

Please note: Any payments made online using Compass will appear on your credit card statement as COMPASSPAY.COM

We are committed to the privacy of your information. Full information on the Compass Privacy Policy can be found at <http://www.compass.edu.au/corporate/privacy>

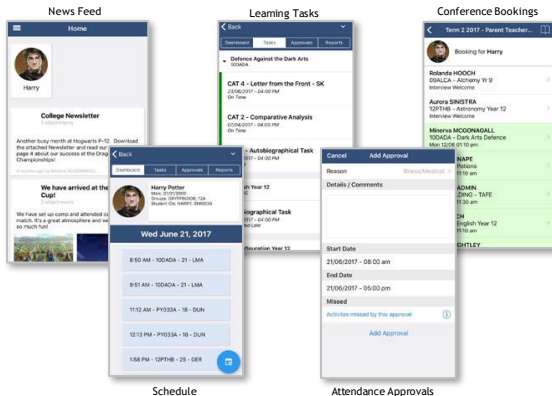


Compass Apps

You can download the Compass App on iOS and Android devices. Search for “Compass School Manager” in the store.

Using the App you can:

- View the School News Feed
- Receive Push Notifications
- View Schedules
- View Learning Tasks
- Book Conferences
- Add Attendance Notes / Approvals
- View Academic Reports



Compass Parent Introductory Booklet

Compass School Manager, Compass Education, Compass Photos and the associated logos are registered trademarks used under licence.

This document is copyright with intellectual property owned or licenced by Compass Education Pty Ltd or in the case of some materials, by third parties.

Copyright 2017. Compass Education PO Box 366 Balwyn North, Victoria 3104