
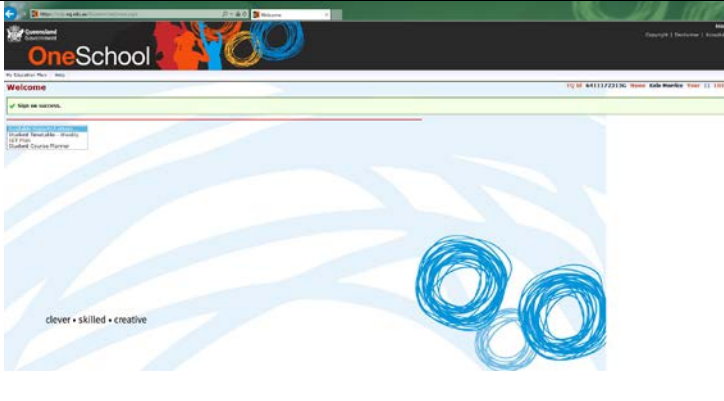



# Accessing Curriculum and Assessment Plans on Oneschool

The following document is intended for students at Southport SHS and provides details on the steps required to access curriculum plans and assessment calendars from the Education Queensland OneSchool website.

<p>1. Access the OneSchool website at <a href="http://oslp.eq.edu.au">http://oslp.eq.edu.au</a></p>	
<p>2. When the website loads the student will need to enter the following details. They are the same account details used to access the Internet at school.</p> <p>a. Logon ID b. Password</p>	
<p>3. Open the drop down list "Available reports / Letters"</p> <p>4. Choose "Student Course Planner" from the list</p>	
<p>5. Select the current timetable period.</p> <p>6. Select <i>Course</i> or <i>Assessment</i></p> <p><b>Course</b> will produce an outline of your subjects for the timetable period selected. <b>Assessment</b> will produce a calendar list of assessment for your subjects for the timetable period selected.</p> <p>7. Click "Generate Report" and a PDF file will be created with the requested information.</p>	
<p>8. If you have any questions about the course plans or assessment details listed for your subjects contact your class teacher for clarification.</p>	<p>Classroom teachers can be contacted via email using this list on our school website. <a href="https://southportshs.eq.edu.au/Ourcommunity/Parentteachercommunication/Pages/Contact-email-addresses.aspx">https://southportshs.eq.edu.au/Ourcommunity/Parentteachercommunication/Pages/Contact-email-addresses.aspx</a></p>