



Southport State High

Independent Public School

Whole School Education Outcomes Data Snapshot

Key Measures:

% A/B- Students who achieved an A or B standard in Achievement

% Effort A/B- Students who achieved an A or B standard in Effort

% Attendance- Full days attended out of 200 days in a school year

% A-C- Students who achieved an A, B or C standard in Achievement

% Behaviour A/B- Students who achieved an A or B standard in Behaviour

Junior School Education Outcomes

Term 1 Focus

The focus areas of Term 1 in the Junior School (Years 7-9) were:

- Curriculum is aligned to Australian National Curriculum and its assessment standards
- Every assessment for year 7 and 8 has been approved by the academic board
- NAPLAN Plan written and processes in place to add value to the preparation and participation for these assessments in Term 2.
- Reteach and Enrich (RTE) classes run to reteach content to students who are experiencing difficulty
- Teacher professional development focusing on breaking up content taught into smaller pieces (chunking), giving students time to process learnings (processing), and then working with how we will get students to record that information in their notebooks (recording and representing content).

Term 2 Focus

The focus areas of Term 2 in the Junior School (Years 7-9) were:

- Improving attendance, effort and behaviour grades across Year 7-9
- All year 9 assessment to be approved by the academic board
- Map all curriculum from years 7-9 to ensure alignment
- Individual tracking of year 7, 8 and 9 students by the junior secondary team

Term 3 Focus

The focus areas of Term 3 in the Junior School (Years 7-9) are:

- Desktop audit of Year 7-9 assessment and LMS
- Continue to map curriculum from Years 7-9 including Year Level and Band plans
- Complete enrolment interviews for 2022 Year 7 students and gather, disseminate relevant incoming student information.
- Build capacity of HODs to consolidate implementation of ASOT Design Q 2 & 3 in LMS and Classrooms
- Consolidate Year Level Data Wall Process to ensure every student is tracked and provided appropriate support or intervention.

Key Measures:

% A/B- Students who achieved an A or B standard in Achievement

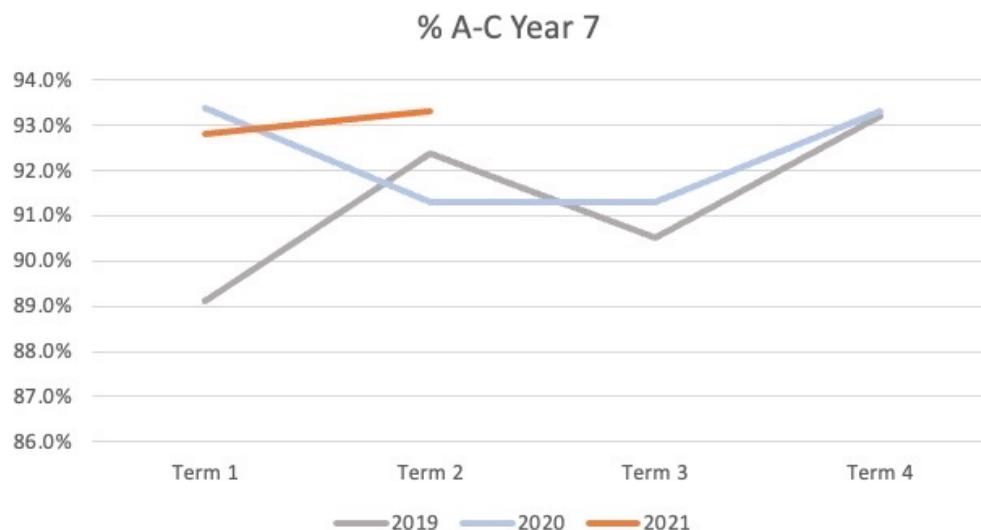
% Effort A/B- Students who achieved an A or B standard in Effort

% Attendance- Full days attended out of 200 days in a school year

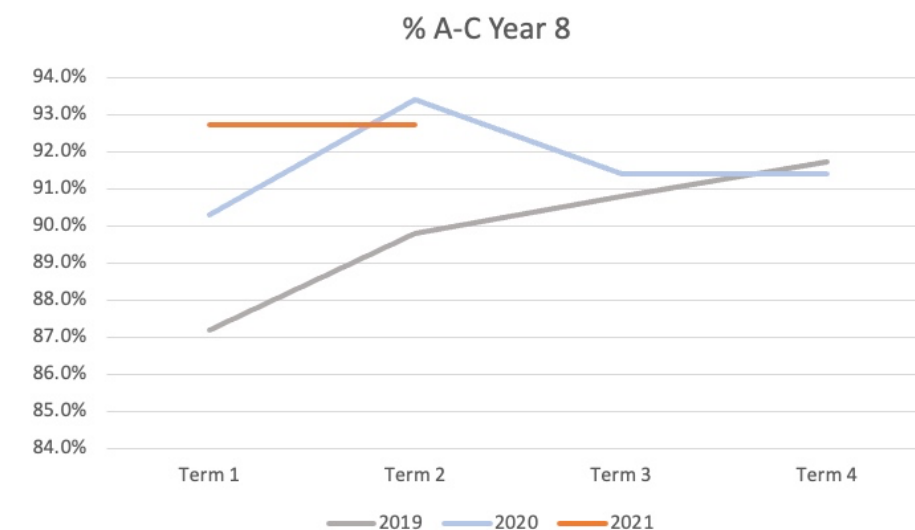
% A-C- Students who achieved an A, B or C standard in Achievement

% Behaviour A/B- Students who achieved an A or B standard in Behaviour

Measure	Year 7									
	Term 1 2019	Term 2 2019	Term 3 2019	Term 4 2019	Term 1 2020	Term 2 2020	Term 3 2020	Term 4 2020	Term 1 2021	Term 2 2021
% Attendance	92.6%	89.7%	88.1%	85.7%	91.0%	95.1%	89.6%	85.9%	88.4%	87.4%
% A/B	55.6%	62.8%	64.8%	64.9%	68.3%	66.4%	67.0%	67.5%	64.8%	64.6%
% A-C	89.1%	92.4%	90.5%	93.2%	93.4%	91.3%	91.3%	93.3%	92.8%	93.3%
% Effort A/B	83.9%	81.9%	83.9%	83.8%	88.0%	85.5%	83.7%	85.3%	84.7%	85.1%
% Behaviour A/B	88.6%	86.9%	89.2%	88.1%	92.1%	91.3%	89.7%	89.7%	89.8%	90.6%



Measure	Year 8									
	Term 1 2019	Term 2 2019	Term 3 2019	Term 4 2019	Term 1 2020	Term 2 2020	Term 3 2020	Term 4 2020	Term 1 2021	Term 2 2021
% Attendance	90.7%	89.4%	89.3%	85.2%	86.9%	93.3%	87.6%	81.2%	86.2%	87.4%
% A/B	57.4%	59.1%	64.1%	61.8%	63.0%	68.6%	62.3%	62.7%	67.0%	63.3%
% A-C	87.2%	89.8%	90.8%	91.7%	90.3%	93.4%	91.4%	91.4%	92.7%	92.7%
% Effort A/B	71.0%	72.9%	75.9%	75.4%	79.9%	80.8%	79.0%	77.9%	82.3%	79.0%
% Behaviour A/B	80.1%	82.3%	81.7%	81.9%	86.8%	88.6%	87.6%	86.5%	86.7%	84.4%

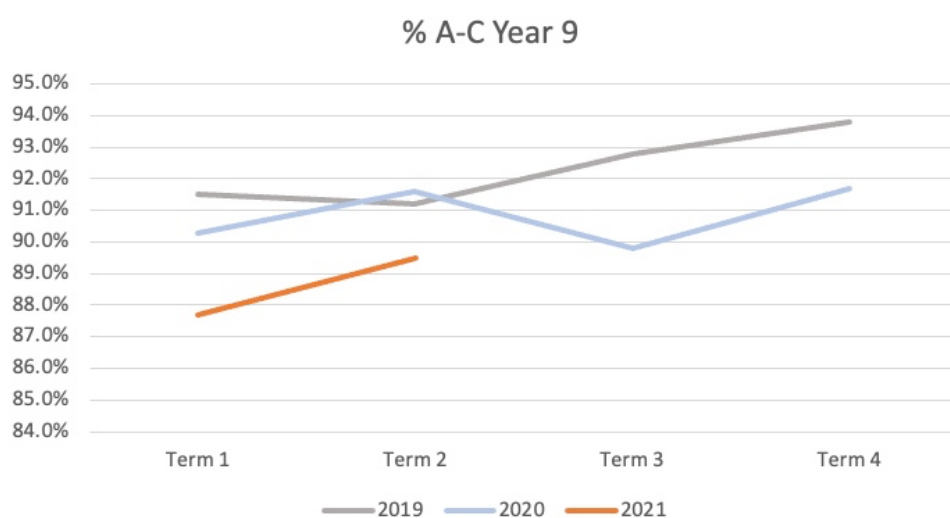


Key Measures:

% A/B- Students who achieved an A or B standard in Achievement
% Effort A/B- Students who achieved an A or B standard in Effort

% Attendance- Full days attended out of 200 days in a school year
% A-C- Students who achieved an A, B or C standard in Achievement
% Behaviour A/B- Students who achieved an A or B standard in Behaviour

Measure	Year 9									
	Term 1 2019	Term 2 2019	Term 3 2019	Term 4 2019	Term 1 2020	Term 2 2020	Term 3 2020	Term 4 2020	Term 1 2021	Term 2 2021
% Attendance	90.7%	89.3%	88.8%	84.6%	88.7%	94.2%	89.6%	83.9%	84.5%	84.2%
% A/B	60.5%	59.4%	62.4%	63.0%	56.3%	63.7%	60.0%	62.8%	58.6%	60.5%
% A-C	91.5%	91.2%	92.8%	93.8%	90.3%	91.6%	89.8%	91.7%	87.7%	89.5%
% Effort A/B	78.6%	73.3%	79.1%	76.9%	74.7%	80.0%	77.9%	77.2%	79.8%	79.6%
% Behaviour A/B	85.0%	81.9%	85.6%	85.9%	81.3%	86.8%	86.3%	87.0%	88.9%	88.5%



Key Measures:

% A/B- Students who achieved an A or B standard in Achievement
% Effort A/B- Students who achieved an A or B standard in Effort

% Attendance- Full days attended out of 200 days in a school year

% A-C- Students who achieved an A, B or C standard in Achievement

% Behaviour A/B- Students who achieved an A or B standard in Behaviour

Senior School Education Outcomes

Term 1 focus

The three focus areas of Term 1 in the Senior School (Years 10-12) were:

- Proactively supporting our students regarding the submission of assessment items
- Effectively tracking our students to ensure that all senior students can be successful
- Reviewing our External Assessment Preparation Program for Year 12 students

Term 2 focus

The Term 2 focus areas in the Senior School are

- Continue the work that the Senior Schooling Team has started in Term 1 and ensuring that we are supporting our students with their submission of assessment items
- Effectively tracking each and every student
- Making sure that our Year 12 students are thoroughly prepared for their upcoming external exams.

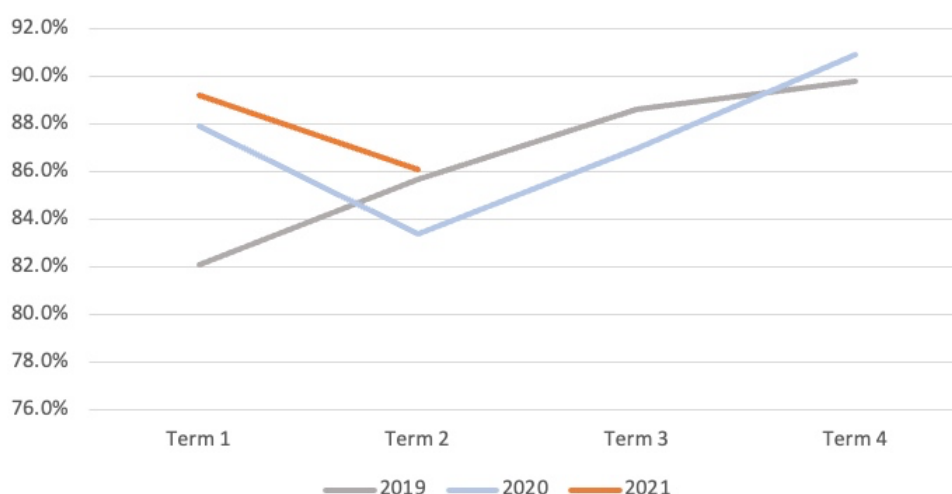
Term 3 Focus

The Term 3 Focus areas in the Senior School are:

- Preparing year 12 students for External Exams through Mock Exams and targeted feedback.
- Finalising year 11 Unit 2 results and transitioning them to Unit 3 for term 4
- Ensuring that year 10 students are in the right subjects to be successful in Year 11 and 12.
- Running the Set P process for year 9 students to connect them with their senior pathway.

Measure	Year 10									
	Term 1 2019	Term 2 2019	Term 3 2019	Term 4 2019	Term 1 2020	Term 2 2020	Term 3 2020	Term 4 2020	Term 1 2021	Term 2 2021
% Attendance	90.5%	89.0%	88.3%	90.3%	87.9%	93.8%	86.8%	88.1%	88.0%	88.9%
% A/B	44.3%	47.4%	49.1%	47.9%	54.6%	50.2%	56.5%	61.1%	52.8%	51.4%
% A-C	82.1%	85.7%	88.6%	89.8%	87.9%	83.4%	87.0%	90.9%	87.2%	86.1%
% Effort A/B	68.4%	73.1%	72.6%	70.7%	71.9%	70.2%	73.7%	77.4%	75.5%	72.6%
% Behaviour A/B	82.0%	81.7%	82.8%	81.0%	84.6%	85.3%	85.9%	87.1%	86.9%	85.8%

% A-C Year 10



Key Measures:

% A/B- Students who achieved an A or B standard in Achievement
 % Effort A/B- Students who achieved an A or B standard in Effort

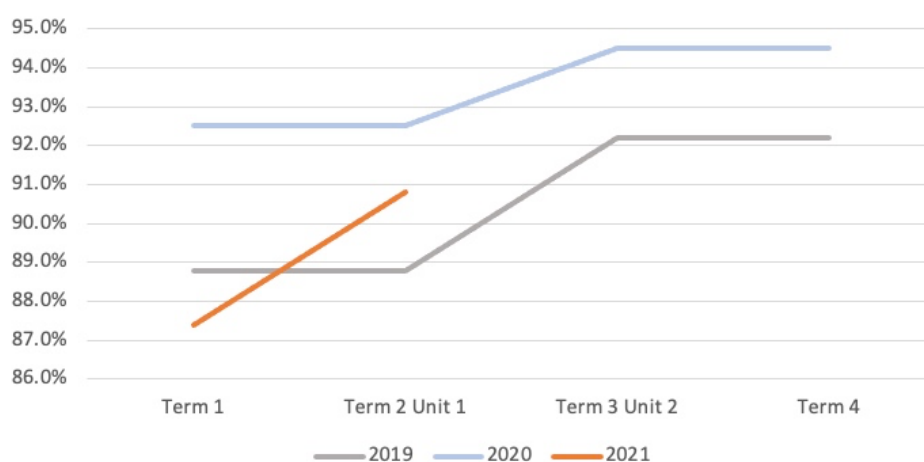
% Attendance- Full days attended out of 200 days in a school year

% A-C- Students who achieved an A, B or C standard in Achievement

% Behaviour A/B- Students who achieved an A or B standard in Behaviour

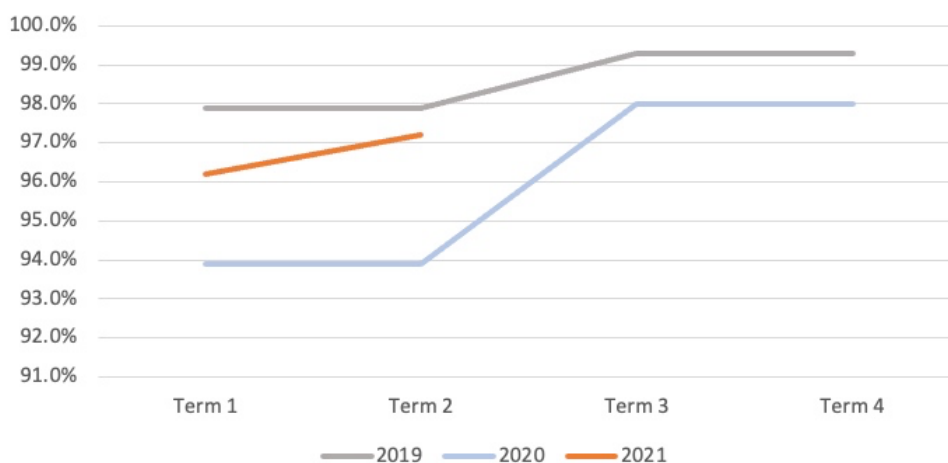
Measure	Year 11					
	Unit 1 2019	Unit 2 2019	Unit 1 2020	Unit 2 2020	Unit 1 2021	Unit 1 Final 2021
% Attendance	88.80%	90.20%	91.1%	90.8%	87.4%	86.9%
% A/B	53.50%	52.30%	59.3%	57.0%	55.8%	55.8%
% A-C	88.80%	92.20%	92.5%	94.5%	87.4%	90.8%
% Effort A/B	70.40%	74.80%	78.8%	80.8%	75.4%	73.6%
% Behaviour A/B	85.70%	89.70%	89.6%	89.8%	87.8%	88.8%

% A-C Year 11



Measure	Year 12					
	Unit 3 2019	Unit 4 2019	Unit 3 2020	Unit 4 2020	Term 1 2021	Term 2 2021
% Attendance	90.20%	91.30%	90.8%	92.1%	87.6%	88.7%
% A/B	64.70%	68.70%	62.6%	65.00%	67.3%	73.3%
% A-C	97.90%	99.30%	93.9%	98.00%	96.3%	97.2%
% Effort A/B	72.80%	83.80%	76.7%	75.50%	81.6%	82.7%
% Behaviour A/B	88.70%	89.70%	91.2%	92.40%	93.4%	93.1%

% A-C Year 12



Key Measures:

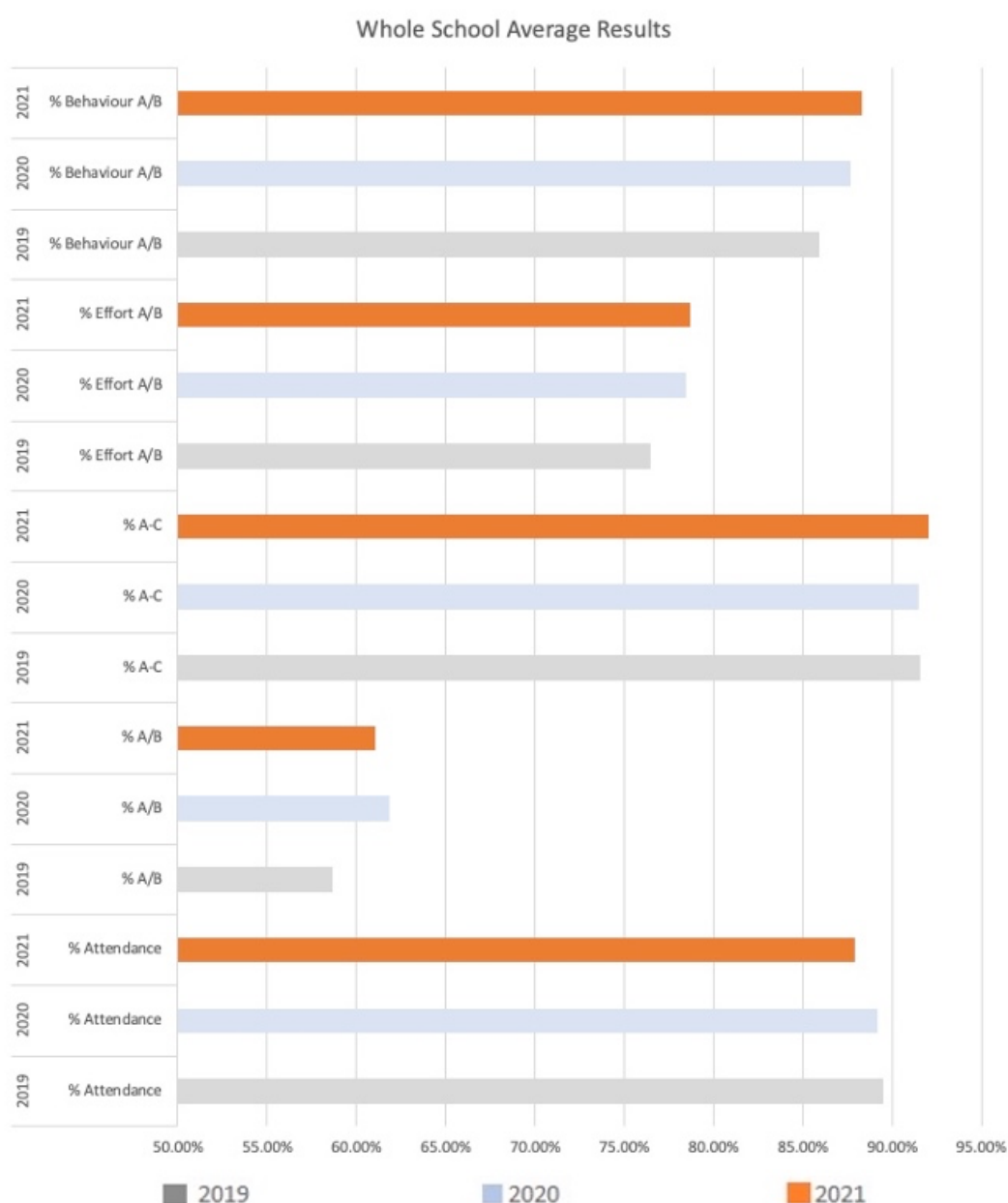
% A/B- Students who achieved an A or B standard in Achievement
 % Effort A/B- Students who achieved an A or B standard in Effort

% Attendance- Full days attended out of 200 days in a school year

% A-C- Students who achieved an A, B or C standard in Achievement

% Behaviour A/B- Students who achieved an A or B standard in Behaviour

Whole School Education Outcomes



Key Measures:

% A/B- Students who achieved an A or B standard in Achievement
% Effort A/B- Students who achieved an A or B standard in Effort

% Attendance- Full days attended out of 200 days in a school year

% A-C- Students who achieved an A, B or C standard in Achievement

% Behaviour A/B- Students who achieved an A or B standard in Behaviour